

RESOLUTION NO. 654-11

A RESOLUTION OF THE CITY COUNCIL OF THE CITY OF ORANGE CITY, FLORIDA, PURSUANT TO SECTION 4.12 OF THE CITY CHARTER CANVASSING THE VOTES AND DECLARING THE RESULTS OF THE GENERAL ELECTION HELD IN THE CITY OF ORANGE CITY ON SEPTEMBER 13, 2011; REPEALING ALL RESOLUTIONS IN CONFLICT HERewith AND PROVIDING FOR AN EFFECTIVE DATE.

WHEREAS, A General Election was held on September 13, 2011 for Council Member Districts 1, 2 and 3 and Mayor; and

WHEREAS, the Volusia County Supervisor of Elections provided the totals of all votes cast in the General Election; and

WHEREAS, pursuant to Section 4.12 of the City Charter, members of the City Council of the City of Orange City, Florida, sitting as a Canvassing Board on September 13, 2011, did canvass all votes cast in the General Election held this date.

NOW, THEREFORE, BE IT RESOLVED BY THE COUNCIL OF THE CITY OF ORANGE CITY, FLORIDA:

SECTION 1. That being the only qualified candidate for **COUNCIL MEMBER DISTRICT 1** in the Orange City General Election, Michael G. Wright is hereby declared elected to the office of District 1 Council Member on the Orange City Council.

SECTION 2. That being the only qualified candidate for **COUNCIL MEMBER DISTRICT 2** in the Orange City General Election, Ronald L. Saylor is hereby declared elected to the office of District 2 Council Member on the Orange City Council.

SECTION 3. That the following candidates for the office of District 3 Council Member on the Orange City Council received the following votes in the Municipal General Election held in Precincts 303 and 309 on September 13, 2011:

	<u>TOTAL VOTES CAST</u>	<u>%</u>
Tom Abraham	81	60.90
Paul Rasch II	52	39.10

That Tom Abraham is hereby declared the winner of **COUNCIL MEMBER DISTRICT 3** on the Orange City Council.

SECTION 3. That the following candidates for the office of MAYOR of the City of Orange City received the following votes in the Municipal General Election held in Precincts 303 and 309 on September 13, 2011:

	<u>TOTAL VOTES CAST</u>	<u>%</u>
Jeff H. Allebach	163	20.61
Tom Laputka	388	49.05
Harley Strickland	240	30.34

That since no one candidate received a majority of the votes, the names of the candidates receiving the most votes, Tom Laputka and Harley Strickland, will appear on the ballot in a run-off election to be held on November 8, 2011.

SECTION 4. That all Resolutions or parts of resolutions in conflict herewith are hereby repealed.


SECTION 5. This Resolution shall become effective immediately upon its adoption.

ROLL CALL VOTE AS FOLLOWS:


Gary A. Blair	<u>yes</u>	Jeff H. Allebach	<u>Absent</u>
Tom Laputka	<u>yes</u>	Tom Abraham	<u>yes</u>
Anthony J. Pupello	<u>yes</u>	O. William Crippen, Vice Mayor	<u>yes</u>
Harley Strickland, Mayor	<u>yes</u>		

ADOPTED THIS 14th DAY OF September, 2011.


ATTEST:


 Deborah J. Renner, CMC, City Clerk

AUTHENTICATED:


 Harley Strickland, Mayor

Approved as to form and legal sufficiency:


 W. E. Reischmann, City Attorney

Statement of Votes Cast
 September 13, 2011
 Regular Election
 Official Results
 City of Orange City

Date:09/13/11
 Time:19:53:28
 Page:1 of 3

	TURN OUT		
	Reg. Voters	Cards Cast	% Turnout
Jurisdiction Wide			
303			
Polling	3003	420	13.99%
Early Voting OS	3003	4	0.13%
Absentee	3003	97	3.23%
Other Non-Polling	3003	0	0.00%
AVE Polling	3003	0	0.00%
Early Voting AVE	3003	0	0.00%
Total	3003	521	17.35%
309			
Polling	3031	195	6.43%
Early Voting OS	3031	6	0.20%
Absentee	3031	69	2.28%
Other Non-Polling	3031	0	0.00%
AVE Polling	3031	0	0.00%
Early Voting AVE	3031	0	0.00%
Total	3031	270	8.91%
Total			
Polling	6034	615	10.19%
AVE Polling	6034	0	0.00%
Early Voting OS	6034	10	0.17%
Early Voting AVE	6034	0	0.00%
Absentee	6034	166	2.75%
Other Non-Polling	6034	0	0.00%
Total	6034	791	13.11%

Statement of Votes Cast
September 13, 2011
Regular Election
Official Results
City of Orange City

Date:09/13/11
Time:19:53:28
Page:2 of 3

		Orange City Mayor							
		Reg. Voters	Times Counted	Total Votes	Jeff H. Allebach	Tom Laputka	Harley Strickland		
Jurisdiction Wide									
303									
Polling	3003	420	420	85	20.24%	238	56.67%	97	23.10%
Early Voting OS	3003	4	4	0	0.00%	3	75.00%	1	25.00%
Absentee	3003	97	97	22	22.68%	26	26.80%	49	50.52%
Other Non-Polling	3003	0	0	0	-	0	-	0	-
AVE Polling	3003	0	0	0	-	0	-	0	-
Early Voting AVE	3003	0	0	0	-	0	-	0	-
Total	3003	521	521	107	20.54%	267	51.25%	147	28.21%
309									
Polling	3031	195	195	44	22.56%	94	48.21%	57	29.23%
Early Voting OS	3031	6	6	0	0.00%	3	50.00%	3	50.00%
Absentee	3031	69	69	12	17.39%	24	34.78%	33	47.83%
Other Non-Polling	3031	0	0	0	-	0	-	0	-
AVE Polling	3031	0	0	0	-	0	-	0	-
Early Voting AVE	3031	0	0	0	-	0	-	0	-
Total	3031	270	270	56	20.74%	121	44.81%	93	34.44%
6034									
Polling	6034	615	615	129	20.98%	332	53.98%	154	25.04%
AVE Polling	6034	0	0	0	-	0	-	0	-
Early Voting OS	6034	10	10	0	0.00%	6	60.00%	4	40.00%
Early Voting AVE	6034	0	0	0	-	0	-	0	-
Absentee	6034	166	166	34	20.48%	50	30.12%	82	49.40%
Other Non-Polling	6034	0	0	0	-	0	-	0	-
Total	6034	791	791	163	20.61%	388	49.05%	240	30.34%

Statement of Votes Cast
September 13, 2011
Regular Election
Official Results
City of Orange City

Date:09/13/11
Time:19:53:28
Page:3 of 3

Orange City Council District 3

	Reg. Voters	Times Counted	Total Votes	Tom Abraham		Paul Rasch	
Jurisdiction Wide							
303							
Polling	-	-	-	-	-	-	-
Early Voting OS	-	-	-	-	-	-	-
Absentee	-	-	-	-	-	-	-
Other Non-Polling	-	-	-	-	-	-	-
AVE Polling	-	-	-	-	-	-	-
Early Voting AVE	-	-	-	-	-	-	-
Total	-	-	-	-	-	-	-
309							
Polling	1209	106	104	69	66.35%	35	33.65%
Early Voting OS	1209	3	3	2	66.67%	1	33.33%
Absentee	1209	27	26	10	38.46%	16	61.54%
Other Non-Polling	1209	0	0	0	-	0	-
AVE Polling	1209	0	0	0	-	0	-
Early Voting AVE	1209	0	0	0	-	0	-
Total	1209	136	133	81	60.90%	52	39.10%
Total							
Polling	1209	106	104	69	66.35%	35	33.65%
AVE Polling	1209	0	0	0	-	0	-
Early Voting OS	1209	3	3	2	66.67%	1	33.33%
Early Voting AVE	1209	0	0	0	-	0	-
Absentee	1209	27	26	10	38.46%	16	61.54%
Other Non-Polling	1209	0	0	0	-	0	-
Total	1209	136	133	81	60.90%	52	39.10%